

Linear LED T5 Lamp

Fluorescent T5 standard and HO replacement

2', 3', 4' Specification



Energy Savings potential when replacing T5 fluorescent lamps. For additional energy savings of 30 to 40% use with lighting control system.

Installation is easy and saves money. Just change the existing lamps without the need to rewire the light fixture.

LED direct replacement models are available from ELB to support T8 2', 4', 8', U-Bend and TTL/BIAX fluorescent replacement applications.

Expanded Versatility using

Quick-Fit™ Installation Technology

LED T5 direct replacement lamp for T5 HO and Standard T5 lamp applications. Lamp operates on existing T5 fluorescent electronic ballasts and requires NO Re-WIRING of the light fixture.

Achieve 35-40% energy savings and excellent lamp life when replacing traditional T5 fluorescent lamps.

Installation is easy...just remove existing fluorescent lamps and install the LED linear lamp.

If the existing ballast fails just replace the ballast with similar T5 fluorescent electronic ballast.

Benefits:

- Light distribution angle of 280 degrees
- Excellent for low temperature applications
- Use with occupancy sensors with frequent starting
- Instant ON operation
- Dimmable with dimming ballast or ELB-LED driver
- No flickering
- No glass or mercury for safer work environments
- Less lumen depreciation compared to fluorescent systems
- Meets UL standard 1598c and UL standard 1993
- Long life product (>70,000 hours)
- 5 Year manufacturer's warranty



Linear LED T5 Lamp

2', 3', 4' Specification

Fluorescent T5 standard and HO replacement

Specifications: Standard T5 fluorescent lamp replacement

T5 LED Lamp Model #	Lamp Type	Lamp wattage	Installation on T5 Program Start Electronic ballast		System Efficiency (lm/W)	DLC Qualification Status
			Lumens	Average System Lamp Watts		
LEDT5-10-850-B-FSF	LED 2' T5	7.65	1012	8.75	115.66	N/A
LEDT5-10-840-B-FSF	LED 2' T5	7.65	989	8.75	113.03	N/A
LEDT5-10-835-B-FSF	LED 2' T5	7.65	965	8.75	110.29	N/A
LEDT5-10-830-B-FSF	LED 2' T5	7.65	957	8.75	109.37	N/A
LEDT5-15-850-B-FSF	LED 3' T5	11.20	1390	12.30	113.01	N/A
LEDT5-15-840-B-FSF	LED 3' T5	11.20	1360	12.30	110.57	N/A
LEDT5-15-835-B-FSF	LED 3' T5	11.20	1330	12.30	108.13	N/A
LEDT5-15-830-B-FSF	LED 3' T5	11.20	1300	12.30	105.69	N/A
LEDT5-20-850-B-FSF	LED 4' T5	14.60	1890	15.75	120.00	Qualified
LEDT5-20-840-B-FSF	LED 4' T5	14.60	1870	15.75	118.73	Qualified
LEDT5-20-835-B-FSF	LED 4' T5	14.60	1850	15.75	117.46	Qualified
LEDT5-20-830-B-FSF	LED 4' T5	14.60	1830	15.75	116.19	Qualified

Specifications: T5 HO fluorescent lamp replacement

T5 LED Lamp Model #	Lamp Type	Lamp wattage	Installation on T5 Program Start Electronic ballast		System Efficiency (lm/W)	DLC Qualification Status
			Lumens	Average System Lamp Watts		
LEDT5H-24-16-850-FSF	LED 2' T5	14.90	2050	16.10	127.32	N/A
LEDT5H-24-16-840-FSF	LED 2' T5	14.90	2010	16.10	124.84	N/A
LEDT5H-24-16-835-FSF	LED 2' T5	14.90	1980	16.10	122.98	N/A
LEDT5H-24-16-830-FSF	LED 2' T5	14.90	1950	16.10	121.11	N/A
LEDT5H-36-23-850-FSF	LED 3' T5	20.76	2520	21.91	114.49	N/A
LEDT5H-36-23-840-FSF	LED 3' T5	20.76	2480	21.91	113.11	N/A
LEDT5H-36-23-835-FSF	LED 3' T5	20.76	2450	21.91	111.59	N/A
LEDT5H-36-23-830-FSF	LED 3' T5	20.76	2370	21.91	108.17	N/A
LEDT5H-48-32-850-FHF	LED 4' T5	28.6	3770	30.25	124.63	Qualified
LEDT5H-48-32-840-FHF	LED 4' T5	28.6	3715	30.25	122.81	Qualified
LEDT5H-48-32-835-FHF	LED 4' T5	28.6	3660	30.25	120.99	Qualified
LEDT5H-48-32-830-FHF	LED 4' T5	28.6	3600	30.25	119.01	Qualified

Note: System Wattage is based on electronic 2 lamp ballast operation. Specification data subject to change without notice

Part Number Designation: FSF = Fixed End Cap, Standard Performance, F= frosted lens

*Clear lens available as custom order

Application Notes:


- There are multiple types of ballast designs (also called topologies) used in fluorescent light fixtures. To assure proper LED lamp operation and confirm ballast compatibility by trying in the fixture before installing large quantities.
- Suitable for damp locations. Avoid applications where lamp can get wet.
- Operating temperature range between -4°F and 122°F (-20°C and 50°C).

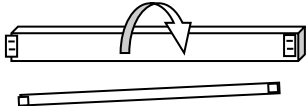
Linear LED T5 Lamp


2', 3', 4' Specification

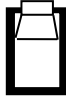
Fluorescent T5 standard and HO replacement

Installation Instructions: Quick and Simple - No re-wiring required

Step 1: Turn Power - OFF 

Step 2: Remove Fluorescent lamp 

Step 3: Plug in Quick-Fit LED lamp 

Step 4: Turn Power - ON 

Ordering Information:

Model #	Type (Dia.)	Base	Length (~ Inches)	Color Temp. (K)	CRI	Rated Average Life (hrs)	Beam angle	Input Voltage 120 -277VAC
Standard T5 replacement								
LEDT5-10-850-B-FSC	LED T5	bi-pin	24	5000	83	50,000	270	ballast
LEDT5-10-840-B-FSC	LED T5	bi-pin	24	4000	83	50,000	270	ballast
LEDT5-10-835-B-FSC	LED T5	bi-pin	24	3500	83	50,000	270	ballast
LEDT5-10-830-B-FSC	LED T5	bi-pin	24	3000	83	50,000	270	ballast
LEDT5-15-850-B-FSx	LED T5	bi-pin	36	5000	83	50,000	270	ballast
LEDT5-15-840-B-FSx	LED T5	bi-pin	36	4000	83	50,000	270	ballast
LEDT5-15-835-B-FSx	LED T5	bi-pin	36	3500	83	50,000	270	ballast
LEDT5-15-830-B-FSx	LED T5	bi-pin	36	3000	83	50,000	270	ballast
LEDT5-20-850-B-FSx	LED T5	bi-pin	48	5000	83	50,000	270	ballast
LEDT5-20-840-B-FSx	LED T5	bi-pin	48	4000	83	50,000	270	ballast
LEDT5-20-835-B-FSx	LED T5	bi-pin	48	3500	83	50,000	270	ballast
LEDT5-20-830-B-FSx	LED T5	bi-pin	48	3000	83	50,000	270	ballast
T5 HO Replacement								
LEDT5H-24-16-850-FSF	LED T5	bi-pin	24	5000	83	50,000	270	ballast
LEDT5H-24-16-840-FSF	LED T5	bi-pin	24	4000	83	50,000	270	ballast
LEDT5H-24-16-835-FSF	LED T5	bi-pin	24	3500	83	50,000	270	ballast
LEDT5H-24-16-830-FSF	LED T5	bi-pin	24	3000	83	50,000	270	ballast
LEDT5H-36-23-850-FSF	LED T5	bi-pin	36	5000	83	50,000	270	ballast
LEDT5H-36-23-840-FSF	LED T5	bi-pin	36	4000	83	50,000	270	ballast
LEDT5H-36-23-835-FSF	LED T5	bi-pin	36	3500	83	50,000	270	ballast
LEDT5H-36-23-830-FSF	LED T5	bi-pin	36	3000	83	50,000	270	ballast
LEDT5H-48-32-850-FHF	LED T5	bi-pin	48	5000	83	50,000	270	ballast
LEDT5H-48-32-840-FHF	LED T5	bi-pin	48	4000	83	50,000	270	ballast
LEDT5H-48-32-835-FHF	LED T5	bi-pin	48	3500	83	50,000	270	ballast
LEDT5H-48-32-830-FHF	LED T5	bi-pin	48	3000	83	50,000	270	ballast

Note: Lamps operate at 120,277 and 377VAC using the existing T5 electric program rapid start ballast. Lamp wattage and Lumens noted in chart are based on operation with standard T5 ballast. See Warranty for terms and conditions.

Photometric testing is consistent with IES-LM-79 and tested to L70 requirements.

Information is subject to change without notice.

High Performance Part Number Designation: - FHx

F - Fixed end caps _____

S - Standard or H - High Performance _____

C - Clear or F – Frosted Lens _____